

Scaled data based on original data using
LM-79-08 Approved Method: Electrical and Photometric Measurements of Solid-
State Lighting Products

Test Report Prepared for
Cooper Lighting Solutions
(formerly Eaton)

Brand: McGRAW-EDISON

Report Number: P199944

Luminaire Tested: **GWC-AF-02-LED-E1-RW-7030**

Issue Date: 3/3/2020

Test Information

Test Method: LM-79-08
Report Number: P199944
TEST IS SCALED FROM IESNA LM-79-08 TEST DATA (P24166)
Test Lab: INNOVATION CENTER P2
Issue Date: 3/3/2020
Manufacturer: COOPER LIGHTING SOLUTIONS (FORMERLY EATON)
Product Line: MCGRAW-EDISON
Catalog Number: GWC-AF-02-LED-E1-RW-7030
Description: GALLEON WALL LUMINAIRE
(2) 70 CRI, 3000K, 1050mA LIGHTSQUARES WITH 16 LEDS EACH AND RECTANGULAR WIDE OPTICS
Light Source: -
Ballast/Driver: ELECTRONIC DRIVER

Summary

Lumens per Lamp: N/A
Luminaire Lumens: 12280.7 lumens
Efficiency: N/A
Efficacy: 108.7 lumens/watt
Luminous Opening: Rectangular (W 1' x L: 0.5' x H: 0')
IES Classification: Type II - Medium - Full Cutoff
BUG Rating: B3 - U0 - G3

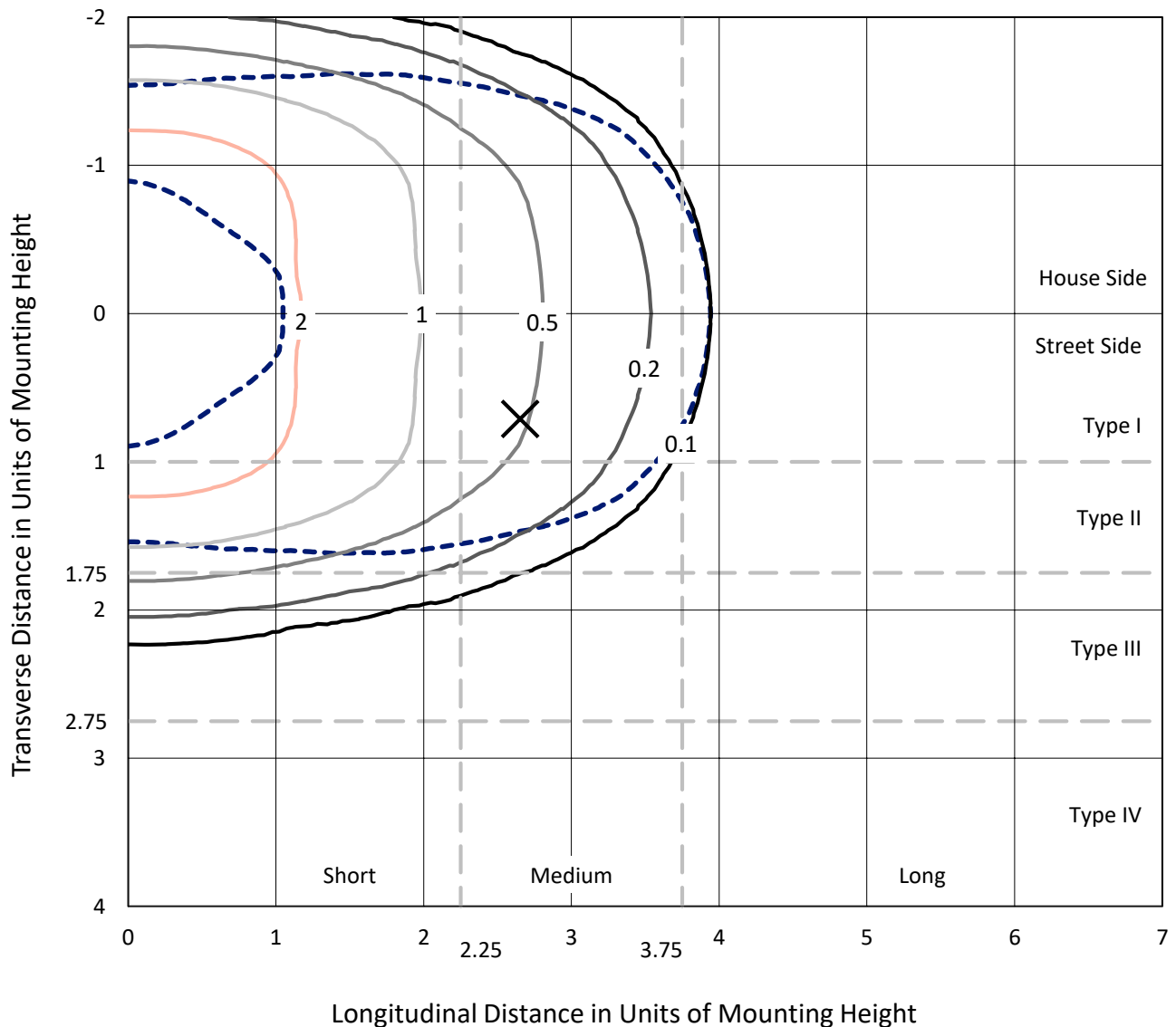
Input Watts (W): 113
Input Voltage (V): NR
Input Current (Ain): NR
Voltage Rise (V): NR
Power Factor: NR
Total Harmonic Distortion (THDi): NR
Frequency (hertz): 60
Stabilization Time: NR
Operation Time: NR
Ambient Temperature (°C): NR
Test Distance: 25 FT



REPORT NUMBER: P199944
 CATALOG NUMBER: GWC-AF-02-LED-E1-RW-7030

Iso-Footcandle Lines of Horizontal Illumination

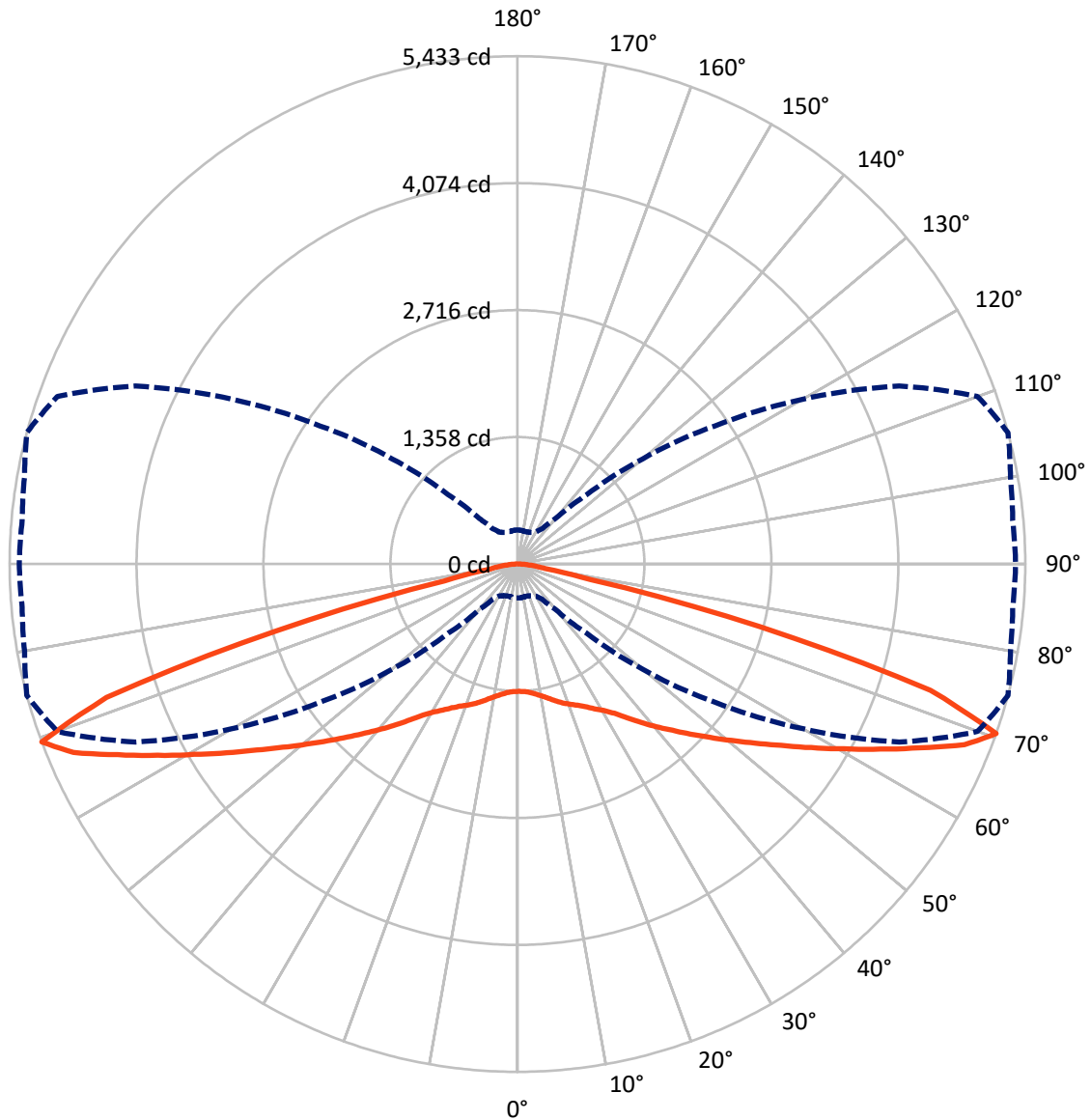
✕ Max cd
 - - - 1/2 Max cd



Based on 20 foot mounting height. Maximum calculated value = 3.4 fc
 Type II - Medium - Full Cutoff

REPORT NUMBER: P199944
CATALOG NUMBER: GWC-AF-02-LED-E1-RW-7030

Luminous Intensity Polar Plot



— Vertical Plane Through 75-Deg Lateral - - - Horizontal Cone Through 70-Deg Vertical

REPORT NUMBER: P199944

CATALOG NUMBER: GWC-AF-02-LED-E1-RW-7030

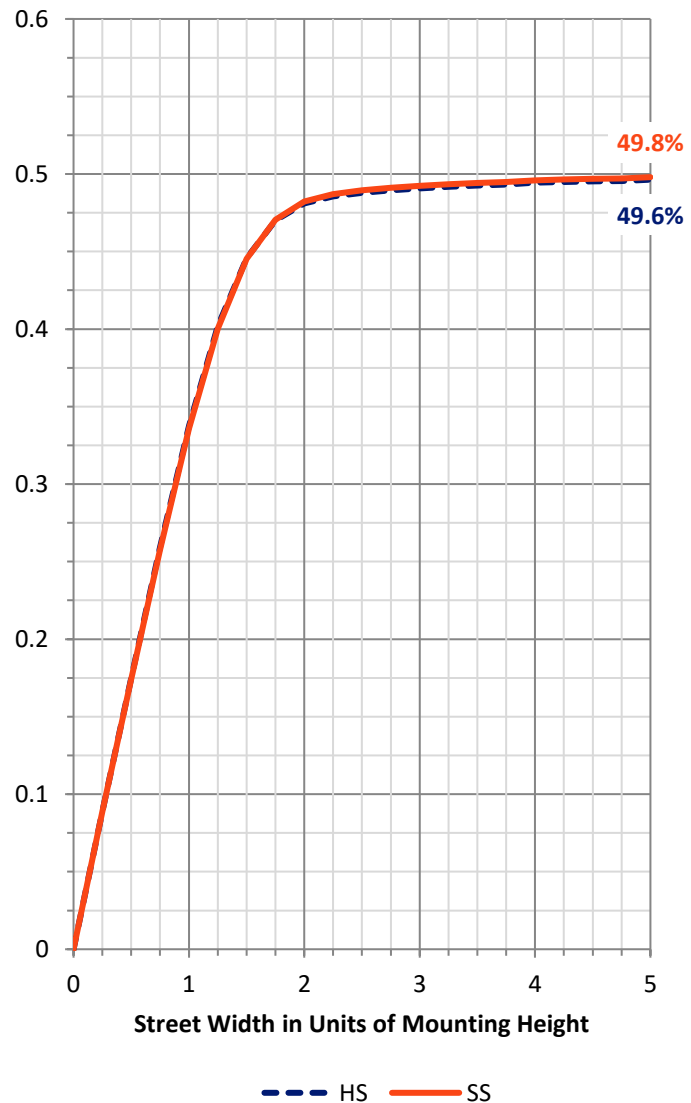
FLUX DISTRIBUTION:

		Downward	Upward	Total
House Side	Lumens	6140.4	0.0	6140.4
	% Fixture	50.0	0.0	50.0
Street Side	Lumens	6140.4	0.0	6140.4
	% Fixture	50.0	0.0	50.0
Total	Lumens	12280.7	0.0	12280.7
	% Fixture	100.0	0.0	100.0

Coefficient of Utilization

ZONAL LUMENS:

Zone	Lumens	% Fixture
0°-10°	130.6	1.1
10°-20°	405.9	3.3
20°-30°	764.0	6.2
30°-40°	1353.0	11.0
40°-50°	2262.6	18.4
50°-60°	3152.9	25.7
60°-70°	2923.9	23.8
70°-80°	1165.2	9.5
80°-90°	122.5	1.0
90°-100°	0.0	0.0
100°-110°	0.0	0.0
110°-120°	0.0	0.0
120°-130°	0.0	0.0
130°-140°	0.0	0.0
140°-150°	0.0	0.0
150°-160°	0.0	0.0
160°-170°	0.0	0.0
170°-180°	0.0	0.0
0°-90°	12280.7	100.0
0°-180°	12280.7	100.0



REPORT NUMBER: P199944

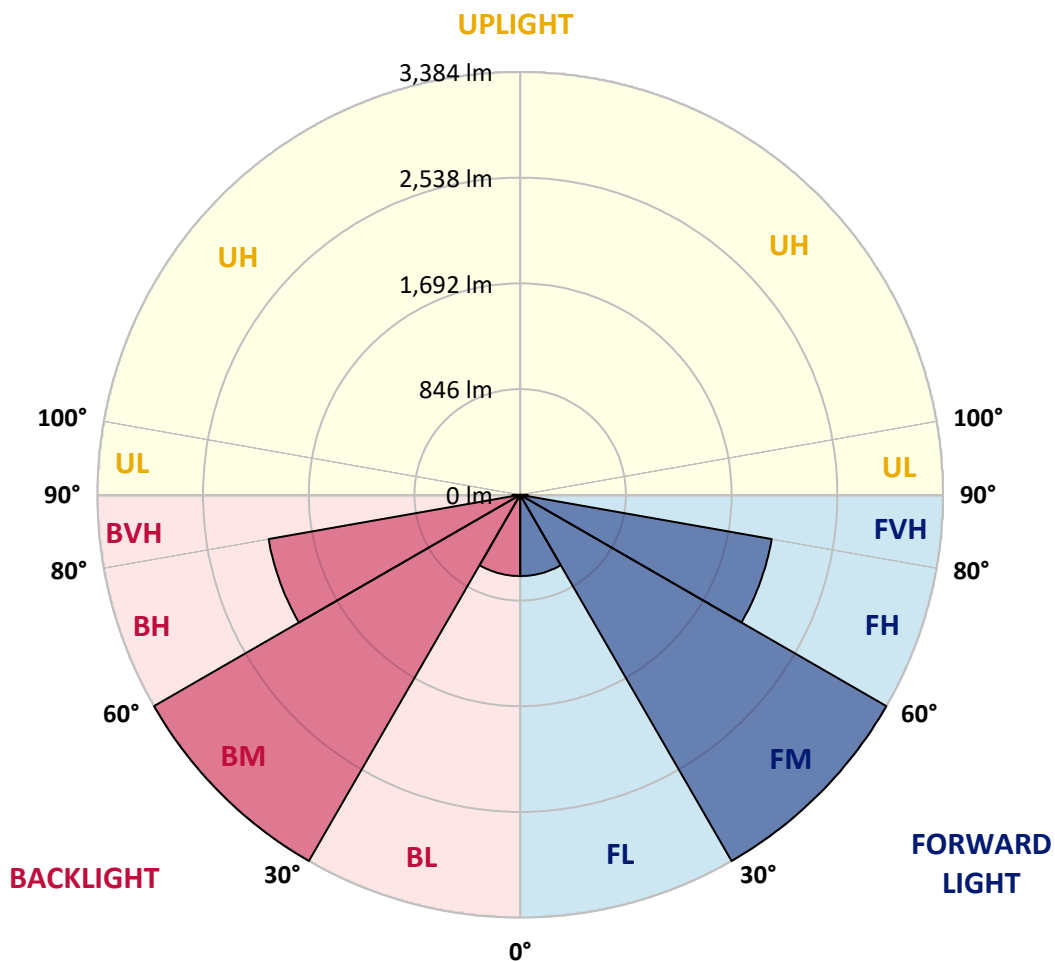
CATALOG NUMBER: GWC-AF-02-LED-E1-RW-7030

LUMINAIRE CLASSIFICATION SYSTEM LUMEN TABLE AND BUG RATING:

Zone		Lumens	% Fixture	Zone Rating/Lumen Limit		
				B	U	G
FL	(0°-30°)	650.3	5.3			
FM	(30°-60°)	3384.3	27.6			
FH	(60°-80°)	2044.5	16.6			G2/5000
FVH	(80°-90°)	61.2	0.5			G1/100
BL	(0°-30°)	650.3	5.3	B2/1000		
BM	(30°-60°)	3384.3	27.6	B3/5000		
BH	(60°-80°)	2044.5	16.6	B3/2500		G3/2500
BVH	(80°-90°)	61.2	0.5			G1/100
UL	(90°-100°)	0.0	0.0		U0/0	
UH	(100°-180°)	0.0	0.0		U0/0	

BUG Rating: B3-U0-G3

Type II Medium





REPORT NUMBER: P199944

CATALOG NUMBER: GWC-AF-02-LED-E1-RW-7030

CANDELA DISTRIBUTION (FULL):

	0°	5°	10°	15°	20°	25°	30°	35°	40°	45°	50°
0°	1362.3	1362.3	1362.3	1362.3	1362.3	1362.3	1362.3	1362.3	1362.3	1362.3	1362.3
2.5°	1360.0	1358.7	1360.0	1359.3	1360.5	1360.5	1361.6	1364.0	1364.0	1365.7	1365.0
5°	1346.5	1346.0	1347.7	1349.5	1351.2	1354.7	1358.2	1363.3	1367.5	1370.3	1373.3
7.5°	1320.4	1320.4	1322.8	1326.9	1330.9	1338.4	1346.5	1357.0	1367.5	1376.1	1383.7
10°	1299.0	1300.0	1303.0	1310.0	1316.9	1328.6	1339.6	1354.7	1369.2	1383.7	1395.4
12.5°	1286.2	1287.9	1293.2	1303.6	1315.2	1330.9	1347.7	1366.9	1383.1	1400.4	1412.1
15°	1290.3	1291.5	1299.0	1311.7	1326.9	1346.5	1369.2	1391.9	1411.0	1429.5	1445.2
17.5°	1312.9	1314.6	1323.3	1337.9	1353.5	1376.7	1401.1	1426.6	1450.4	1471.2	1490.6
20°	1353.5	1355.3	1366.3	1381.9	1400.4	1424.3	1448.7	1475.4	1502.1	1524.1	1545.6
22.5°	1411.0	1414.0	1424.3	1440.0	1460.9	1486.5	1515.4	1544.0	1569.4	1589.7	1608.9
25°	1486.5	1492.8	1502.7	1520.2	1542.2	1565.3	1596.8	1625.8	1650.2	1669.3	1683.1
27.5°	1593.2	1602.0	1609.5	1626.4	1647.7	1669.8	1701.1	1726.8	1749.9	1768.5	1779.0
30°	1734.8	1743.6	1751.1	1767.4	1787.1	1808.0	1837.5	1860.2	1874.7	1889.2	1888.6
32.5°	1906.7	1916.0	1918.8	1936.3	1956.5	1979.2	2005.9	2018.7	2030.2	2032.0	2021.6
35°	2098.8	2103.3	2115.0	2138.2	2161.4	2180.0	2205.5	2212.0	2212.0	2203.2	2180.0
37.5°	2309.4	2312.4	2328.7	2354.7	2378.5	2397.7	2415.0	2427.8	2421.5	2402.9	2364.1
40°	2540.5	2545.6	2568.9	2592.0	2618.8	2636.8	2655.3	2657.7	2651.2	2624.1	2571.2
42.5°	2761.0	2765.7	2788.9	2825.5	2860.3	2885.2	2902.6	2906.1	2885.7	2860.9	2795.3
45°	2950.8	2963.0	2993.1	3036.1	3086.6	3122.0	3145.8	3155.7	3137.7	3105.1	3029.1
47.5°	3101.1	3113.4	3156.3	3207.3	3270.0	3327.5	3367.0	3387.8	3383.2	3358.8	3275.8
50°	3211.4	3223.0	3269.5	3332.1	3405.3	3476.6	3544.0	3593.9	3611.3	3600.3	3524.2
52.5°	3224.1	3243.4	3297.9	3382.0	3477.2	3574.8	3670.4	3755.2	3812.7	3821.5	3765.1
55°	3046.0	3065.2	3140.5	3265.4	3407.0	3566.0	3719.3	3862.1	3975.2	4033.3	4003.7
57.5°	2625.7	2660.0	2739.5	2885.7	3094.1	3332.1	3576.5	3830.1	4060.5	4214.3	4243.9
60°	2012.2	2052.9	2133.0	2288.6	2520.7	2804.5	3130.8	3505.7	3912.6	4258.5	4465.1
62.5°	1290.8	1329.1	1413.3	1548.5	1737.8	2045.4	2395.4	2840.5	3387.2	3933.5	4425.6
65°	663.4	684.3	728.4	810.2	957.6	1187.5	1501.5	1945.6	2570.7	3244.5	3956.1
67.5°	420.2	424.3	434.2	445.8	483.5	563.0	709.3	986.1	1500.3	2203.2	3036.1
70°	363.3	363.3	358.7	356.9	361.6	372.6	395.3	459.7	633.2	1045.9	1751.1
72.5°	332.5	329.1	321.0	314.5	313.5	313.5	318.1	327.9	355.7	426.0	685.5
75°	306.5	296.6	285.6	278.1	275.2	272.2	271.6	273.3	279.1	290.2	327.3
77.5°	274.6	261.7	249.0	241.5	237.9	234.0	230.4	226.3	223.4	226.9	243.2
80°	236.2	221.7	211.9	207.1	203.8	197.9	190.3	183.4	177.0	175.9	185.7
82.5°	190.3	173.5	174.2	175.9	169.5	161.3	153.2	145.7	134.6	128.8	134.6
85°	153.8	145.1	141.1	152.1	142.8	130.6	117.8	104.5	87.1	73.1	79.5
87.5°	59.8	59.8	89.4	137.5	123.7	100.9	86.6	73.8	45.9	35.4	35.9
90°	0.0	0.0	0.0	0.0	0.0	0.0	0.0	0.0	0.0	0.0	0.0



REPORT NUMBER: P199944

CATALOG NUMBER: GWC-AF-02-LED-E1-RW-7030

CANDELA DISTRIBUTION (continued):

	55°	60°	65°	70°	75°	80°	85°	90°
0°	1362.3	1362.3	1362.3	1362.3	1362.3	1362.3	1362.3	1362.3
2.5°	1364.5	1365.7	1365.0	1364.5	1364.5	1364.0	1364.5	1364.5
5°	1375.0	1377.9	1377.9	1379.1	1379.1	1379.6	1380.2	1379.6
7.5°	1390.7	1395.9	1399.4	1403.4	1404.0	1404.6	1405.7	1404.6
10°	1406.3	1416.8	1424.3	1431.9	1435.3	1436.5	1437.7	1437.7
12.5°	1426.1	1440.6	1453.9	1467.3	1473.7	1477.1	1477.1	1479.5
15°	1458.6	1473.1	1488.7	1506.8	1517.7	1523.6	1525.4	1525.4
17.5°	1504.4	1517.2	1530.5	1547.9	1561.9	1569.4	1571.1	1570.6
20°	1557.8	1570.0	1577.6	1588.6	1600.7	1609.5	1611.8	1611.8
22.5°	1618.7	1625.8	1626.9	1630.3	1640.2	1651.9	1657.0	1658.2
25°	1686.1	1687.8	1683.1	1683.1	1689.5	1700.6	1705.9	1706.4
27.5°	1773.2	1764.4	1752.8	1748.8	1752.8	1765.6	1771.9	1774.3
30°	1881.7	1860.8	1834.1	1819.6	1817.3	1834.1	1845.7	1847.5
32.5°	2005.9	1975.7	1940.3	1910.7	1903.2	1913.5	1927.6	1927.0
35°	2153.3	2117.3	2074.4	2036.7	2019.2	2029.7	2049.3	2051.8
37.5°	2323.4	2276.4	2227.0	2179.4	2152.2	2155.0	2176.0	2182.9
40°	2513.2	2452.3	2390.1	2326.2	2287.4	2279.8	2305.4	2309.4
42.5°	2716.3	2637.9	2559.6	2480.6	2430.8	2419.1	2448.7	2447.0
45°	2932.8	2833.0	2741.4	2654.2	2595.0	2577.7	2602.0	2602.0
47.5°	3165.6	3042.6	2933.4	2834.7	2770.3	2745.3	2768.5	2770.3
50°	3412.2	3281.6	3153.3	3043.6	2966.5	2934.6	2964.8	2969.3
52.5°	3657.8	3530.6	3401.2	3275.8	3182.4	3143.5	3178.4	3193.4
55°	3906.8	3781.9	3658.3	3535.8	3425.0	3379.2	3416.3	3435.4
57.5°	4169.7	4054.2	3936.3	3812.7	3706.0	3634.5	3674.0	3699.5
60°	4477.9	4379.2	4256.7	4120.2	4012.3	3939.8	3962.5	3985.1
62.5°	4721.6	4760.0	4656.1	4498.2	4359.5	4266.6	4288.7	4312.5
65°	4603.8	4996.8	5089.1	4929.4	4737.3	4592.8	4583.5	4595.7
67.5°	3848.1	4611.4	5168.0	5320.1	5159.2	4958.4	4921.2	4939.3
70°	2574.1	3524.8	4506.8	5238.2	5432.6	5354.9	5318.3	5329.3
72.5°	1236.3	2052.9	3057.6	4029.8	4621.7	4893.4	4980.5	5022.8
75°	452.2	814.8	1473.7	2220.7	2680.9	3103.4	3379.2	3491.7
77.5°	272.8	329.1	470.7	708.6	802.7	898.4	861.3	879.9
80°	202.0	228.2	258.3	290.2	300.7	300.7	289.0	279.7
82.5°	141.6	158.4	172.9	190.3	195.0	186.3	153.2	122.0
85°	91.1	98.7	105.1	116.1	113.2	107.9	72.5	64.5
87.5°	41.7	47.6	49.9	55.1	52.8	50.5	35.9	30.1
90°	0.0	0.0	0.0	0.0	0.0	0.0	0.0	0.0

(END OF REPORT)